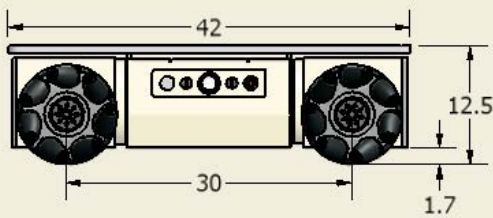
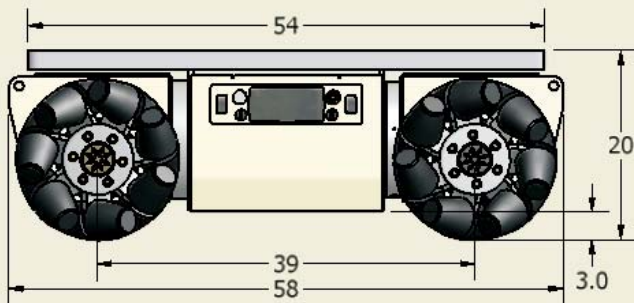
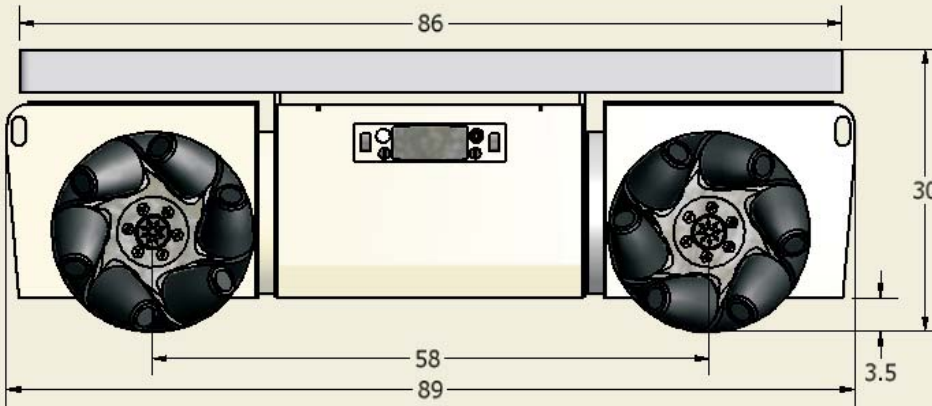


RoboMate

Omni-Directional Mobility Platform



Specifications				
Model		RoboMate 21	RoboMate 17	RoboMate 10
Load Capacity	lb (kg)	20000 (9091)	5000 (2273)	1000 (455)
Power	VDC	48	48	24
Width	in (mm)	48 (1674)	34 (864)	28 (710)
Turning Radius	in (mm)	49 (1245)	32 (810)	25 (635)
Speed	ft/min (m/min)	396 (121)	220 (67)	176 (54)
Wheels	Num. x driven	4 x 4	4 x 4	4 x 4
Weight	lb (kg)	5500 (2500)	2000 (909)	500 (227)
Wheel Dia.	in (mm)	21 (534)	17 (432)	10.5 (266)
Batteries	Type (Quan.)	AGM (8)	AGM (4)	AGM (4)
Gradability	% (Empty)	30	30	30

